




Choose the most compelling or intriguing hook for your writing

# How to Write an Introduction

“Your introduction acts as a bridge that transports your readers from their own lives into the ‘place’ of your analysis.”

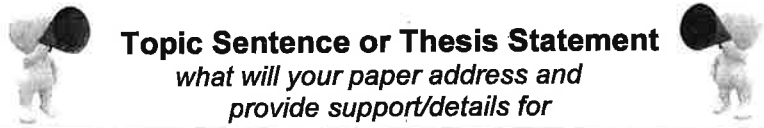
Writing a Rigorous Introduction	
What?	How?
1 – Peak a reader’s interest and desire to read your writing	<b>Hook</b> – grab the reader’s attention
2 – Connect to the topic on a broader level or big picture	<b>Background Information</b> - Provide context and information to help your reader understand the topic you are addressing in your writing
3 – State what your writing will address specifically	<b>Topic Sentence</b> that states your thesis, main/central idea, proposition, hypothesis, or claim

<p><b>Write 3 different Hook types</b></p> <input type="checkbox"/> Thought-Provoking Question <input type="checkbox"/> Sound, Interjection, or Phrase <input type="checkbox"/> Paint a Picture/Set the Scene <input type="checkbox"/> Vivid or Unexpected Anecdote <input type="checkbox"/> Intriguing Quotation or Statistic <input type="checkbox"/> Fun or Interesting Fact		
<p style="text-align: center;"><b>Hook</b>  <i>Grab the reader's attention</i>  <i>Make them want to read your paper</i></p>  		

<p><b>Topic Sentence or Thesis Statement</b></p> <p><b>Tell the reader what you will be discussing or supporting throughout your writing. All body paragraphs will lead back to and support this idea.</b></p> <p><b>The topic sentence may include all or some of the following:</b></p> <ul style="list-style-type: none"> <li>• Who or What is the topic of your writing?</li> <li>• What is the topic doing or how is it acting?</li> <li>• Where or when does it take place?</li> <li>• Why is this happening?</li> <li>• How is this happening?</li> <li>• What is your opinion on the topic?</li> <li>• What do you propose should happen?</li> </ul>	
--	---

<p><b>Thought-Provoking Question</b></p> <p>Ask a question that will:</p> <ul style="list-style-type: none"> <li>➤ make your reader think</li> <li>➤ pique their interest</li> <li>➤ want to know the answer to</li> </ul> <p>Examples:  <i>"Have you ever wondered...?"</i>  <i>"Did you know...?"</i>  <i>"Why/How...?"</i>  <i>"What if...?"</i></p> <p style="text-align: right;">1</p>	<p><b>Sound, Interjection, or Phrase</b></p> <p>Is there a sound word or phrase that your topic is known for?</p> <p>Example:  <i>a known phrase for a rocket launch is "5...4...3...2...1...Blast off"</i></p> <p style="text-align: right;">2</p>	<p><b>Paint a Picture/Set the Scene</b></p> <p>Describe the setting or situation of your topic with vivid imagery to help your reader immerse themselves in your writing</p> <p>Example:  <i>The horizon over the Atlantic Ocean was a mesmerizing hue of red, pink, orange, and yellow as the astronauts gazed out the window of their space shuttle</i></p> <p style="text-align: right;">3</p>
<p><b>Vivid or Unexpected Anecdote/Story</b></p> <p>Tells a story that relates to the topic. It can be a personal story or a figment of your imagination.</p> <p>Example:  <i>When I was in elementary school, I got lost in the National Air and Space Museum. I thought I would have to curl up and sleep next to the astronaut statues.</i></p> <p style="text-align: right;">4</p>	<p><b>Intriguing Quotation or Statistic</b></p> <p>Quote (word for word and in "quotations") a credible source or statistic that references your topic</p> <p>Example:  <i>"When I first looked back at the Earth, standing on the Moon, I cried. "</i>  <i>-Alan Shepard talking about his time on the lunar surface during the Apollo 14 mission in February 1971.</i></p> <p style="text-align: right;">5</p>	<p><b>Fun or Interesting Fact</b></p> <p>Give a fact that the reader will find interesting and make them wonder what will come next in your paper</p> <p>Example:  <i>The word 'astronaut' come from the Greek words 'astron nautes', which means 'star sailor'.</i></p> <p style="text-align: right;">6</p>

## Types of Hooks

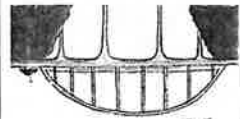
 <p><b>Topic Sentence or Thesis Statement</b>  <i>what will your paper address and provide support/details for</i></p>				
<p><i>Restate the question or prompt</i></p>				
Who?	What?	Where? When?	Why?	How?
<p><i>Write your topic sentence or thesis statement from the ideas generate from above. Remember, if you are answering a specific question or prompt, you will include that language in your sentence</i></p>				

**Bridge or Background Information**

Give the reader background information on the Big Idea related to your topic. The Big Idea is a more global or expansive umbrella that your topic would fall under. Create a Bridge from the idea in your hook to the information you will be presenting to the reader.

**The background info may include all or some of the following:**

- What is the "Big Picture"?
- What does your reader need to know in order to understand the references you will be making? Texts? Characters? People? Places? etc.
- What are some important words or ideas related to your topic? How would you describe or explain those words/ideas?
- A summary of the texts that you collected information from



**Background or Bridge**

Give the reader information they will need in order to access the information you will present

Topic = \_\_\_\_\_ → Big Idea = \_\_\_\_\_

Generate a list of important words, ideas, or phrases that are a part of your topic sentence, the prompt or question you are answering, the big idea or umbrella your topic falls under:

Choose 3-4 of those words/phrases to define, describe, explain below

Word/Idea	Define/Describe	Explain

Create a 3-4 sentence summary of the information above